

The Beatles Hey Jude:

Table des matières

Introduction:.....	2
Tablature basse page 1:.....	3
Tablature basse page 2:.....	4
Partition basse page 1:.....	5
Partition basse page 2:.....	6
Partition batterie page 1:.....	7
Partition batterie page 2:.....	8
Écriture batterie:.....	9
Titres disponibles:.....	10

Introduction:

La ligne de basse n'est pas très compliquée, les principales difficultés sont les contretemps et les glissés.

Pour la partition de basse il y a 1 bémol à la clef: le Sib.

Pour la partie de batterie les difficultés sont les contretemps à la grosse caisse et les breaks en doubles-croches et en sextolets.

Voici le lien pour écouter le morceau:

[The Beatles Hey Jude](#)

Bon courage à tous !

Tablature basse page 1:

The Beatles Hey Jude

Couplets 1 / 2 = 17 mesures sans la basse

1 2

Refrain 1

19

23

glissé

27

Couplet 3

31

34

37

Refrain 2

40

44

48

Tablature basse page 2:

Couplet 4

Musical notation for measures 52-55. The staff shows a sequence of notes and rests. Measure 52 starts with a bass clef and a treble clef. The notes are: 1. (quarter), 1. (quarter), 0 (quarter), 3 (quarter), 3. (quarter), 3 (quarter), 3 (quarter), 3 (quarter), 3 (quarter), 1 (quarter), 0 (quarter), 3 (quarter). Measure 53: 3. (quarter), 3 (quarter), 3 (quarter), 3 (quarter), 3. (quarter), 3 (quarter), 3 (quarter), 3 (quarter), 3 (quarter), 1 (quarter), 0 (quarter), 3 (quarter). Measure 54: 3. (quarter), 3 (quarter), 3 (quarter), 3 (quarter), 3. (quarter), 3 (quarter), 3 (quarter), 3 (quarter), 3 (quarter), 1 (quarter), 0 (quarter), 3 (quarter). Measure 55: 3. (quarter), 3 (quarter), 3 (quarter), 3 (quarter), 3. (quarter), 3 (quarter), 3 (quarter), 3 (quarter), 3 (quarter), 1 (quarter), 0 (quarter), 3 (quarter).

52

Musical notation for measures 55-58. Measure 55: 3. (quarter), 3 (quarter), 3 (quarter), 3 (quarter), 3. (quarter), 3 (quarter), 3 (quarter), 3 (quarter), 3 (quarter), 1 (quarter), 0 (quarter), 3 (quarter). Measure 56: 3. (quarter), 3 (quarter), 3 (quarter), 3 (quarter), 3. (quarter), 3 (quarter), 3 (quarter), 3 (quarter), 3 (quarter), 1 (quarter), 0 (quarter), 3 (quarter). Measure 57: 3. (quarter), 3 (quarter), 3 (quarter), 3 (quarter), 3. (quarter), 3 (quarter), 3 (quarter), 3 (quarter), 3 (quarter), 1 (quarter), 0 (quarter), 3 (quarter). Measure 58: 3. (quarter), 3 (quarter), 3 (quarter), 3 (quarter), 3. (quarter), 3 (quarter), 3 (quarter), 3 (quarter), 3 (quarter), 1 (quarter), 0 (quarter), 3 (quarter).

55

Musical notation for measures 58-61. Measure 58: 3. (quarter), 3 (quarter), 3 (quarter), 3 (quarter), 3. (quarter), 3 (quarter), 3 (quarter), 3 (quarter), 3 (quarter), 1 (quarter), 0 (quarter), 3 (quarter). Measure 59: 3. (quarter), 3 (quarter), 3 (quarter), 3 (quarter), 3. (quarter), 3 (quarter), 3 (quarter), 3 (quarter), 3 (quarter), 1 (quarter), 0 (quarter), 3 (quarter). Measure 60: 3. (quarter), 3 (quarter), 3 (quarter), 3 (quarter), 3. (quarter), 3 (quarter), 3 (quarter), 3 (quarter), 3 (quarter), 1 (quarter), 0 (quarter), 3 (quarter). Measure 61: 3. (quarter), 3 (quarter), 3 (quarter), 3 (quarter), 3. (quarter), 3 (quarter), 3 (quarter), 3 (quarter), 3 (quarter), 1 (quarter), 0 (quarter), 3 (quarter).

58

Musical notation for measures 61-64. Measure 61: 8 8 8 8 8 8 8 8. Measure 62: 6 6 6 6 6 6 6 6. Measure 63: 1 1 1 1 1 1 1 1. Measure 64: 5 1 1 1 1 1 1 1. The word "glissé" is written above the staff in measure 63 and below the staff in measure 64.

61

ad lib. Final

glissé

glissé

glissé

Partition basse page 1:
The Beatles Hey Jude

Couplets 1 / 2 = 17 mesures sans la basse

1 2

Refrain 1

19

23 glissé

27

Couplet 3

31

34

37

Refrain 2

40

44

48

Partition basse page 2:

Couplet 4



Partition batterie page 1:

The Beatles Hey Jude

♩ = 74

Couplets 1 / 2 = 15 mesures sans batterie

1 2

17

Refrain 1

19

23

27

Couplet 3

31

34

37

Partition batterie page 2:

Refrain 2

40

44

48

Couplet 4

52

55

58

Final

61 *ad lib*

65


Écriture batterie:

bd 1

bd 2

rim-shot

sd




HH Pied

HH fermée

HH entrouverte

HH ouverte




tom 1

tom 2

tom 3

tom 4




accent

note mutée

crash

cloche

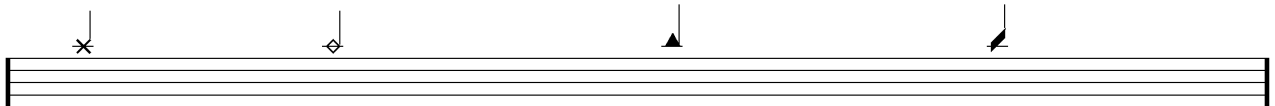


ride

dôme de cymbale


chinoise

splash



flas

note muette



Titres disponibles:

Vous pouvez cliquer sur ce lien pour avoir directement accès à mon nouveau blog pour sauvegarder tous les titres que j'ai édités ou pour me contacter via la page de contact:

<https://manutablaturesdebasse.com/>