

Eric Clapton Cocaine:

Table des matières

Introduction:.....	2
Tablature page 1:.....	3
Tablature page 2:.....	4
Tablature page 3:.....	5
Partition page 1:.....	6
Partition page 2:.....	7
Partition page 3:.....	8
Batterie page 1:.....	9
Batterie page 2:.....	10
Batterie page 3:.....	11
Écriture batterie:.....	12
Titres disponibles:.....	13
Titres en préparation:.....	13
Conclusion:.....	13

Introduction:

Pour la basse un morceau relativement facile, il y a seulement les hammers en doubles-croches qui pourraient poser des problèmes aux débutants.

Pour la batterie c'est un morceau très difficile, entre les enchaînements une croche / deux doubles-croches à la cymbale charleston, les notes muettes et les accents sur la caisse claire pendant les breaks et les contretemps sur la cymbale ride il y a un gros travail qui attend les batteurs qui voudraient tenter de jouer ce morceau.

Voici le lien pour écouter le morceau:

[Eric Clapton Cocaine](#)

Bon courage à tous !

Tablature page 1:

Intro

Intro guitar tablature in 12/4 time. The first staff shows a sequence of notes: 2, 2, 2, 0, 2, 0, 0, 0, 2, 2, 2, 0, 2, 0, 0, 0. The second staff continues with 2, 2, 2, 0, 0, 0, followed by a double bar line and a repeat sign.

Couplet 1

Couplet 1 guitar tablature in 12/4 time. The first staff shows: 2, 2, 2, 2, 0, 0, 0, 2, 2, 2, 2, 0, 0, 0. The second staff shows: 2, 2, 2, 0, 0, 0, 2, 2, 2. The third staff shows: 0, 0, 0, 2, 2, 0, 0, 3, 3, 2. The fourth staff shows: 2, 2, 2, 0, 2, 0, 0, 2, 2, 2, 0, 0, 0.

Couplet 2




Couplet 2 guitar tablature in 12/4 time. The first staff shows: 2, 2, 2, 2, 0, 0, 0, 2, 2, 2, 0, 0, 0. The second staff shows: 2, 2, 2, 0, 0, 0, 2, 2, 2, 0, 0, 2. The third staff shows: 0, 0, 0, 2, 2, 0, 0, 3, 3, 2.

Tablature page 2:



Page 2






Chorus 1



Chorus 2





Couplet 3

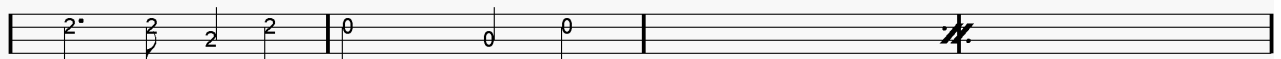
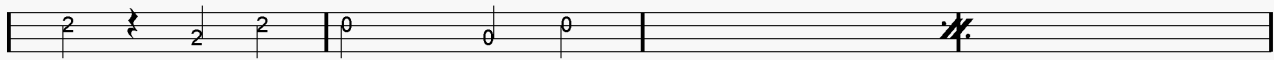


Tablature page 3:

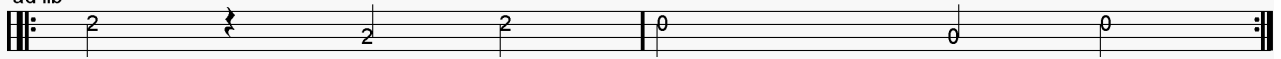
Page 3



Chorus 3



ad lib



Partition page 1:

Intro

Musical notation for the Intro section, consisting of two staves. The first staff begins with a bass clef and a 4/4 time signature. The music features a sequence of notes and rests, including a triplet of eighth notes in the first measure. The second staff concludes the section with a double bar line and repeat dots.

Couplet 1

Musical notation for Couplet 1, consisting of four staves. The first staff starts with a bass clef and a 4/4 time signature. The music includes various rhythmic patterns such as eighth notes, quarter notes, and eighth-note triplets. The section ends with a double bar line and repeat dots.

Couplet 2

Musical notation for Couplet 2, consisting of three staves. The first staff begins with a bass clef and a 4/4 time signature. The music features eighth notes, quarter notes, and eighth-note triplets. The section concludes with a double bar line and repeat dots.


Partition page 2:




Chorus 1



Chorus 2



Couplet 3



Partition page 3:



Chorus 3



ad lib



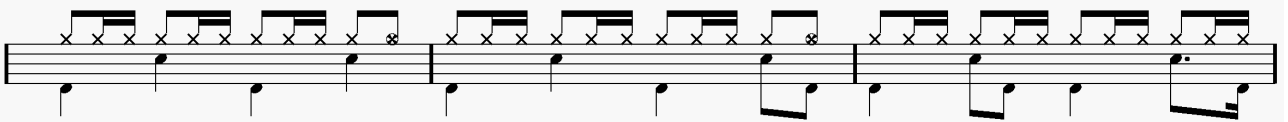
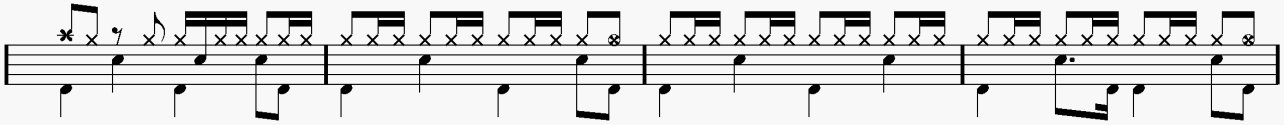
Batterie page 1:

♩ = 108


Intro



Couplet 1




Couplet 2




Batterie page 2:



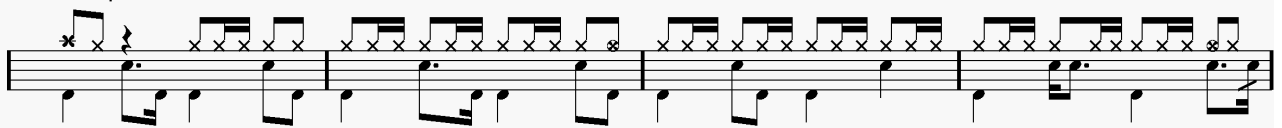
Chorus 1



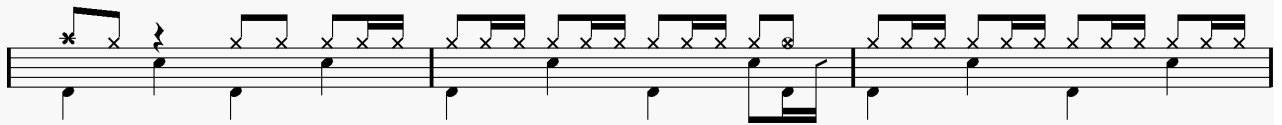

Chorus 2



Couplet 3



Batterie page 3:



Chorus 3



Écriture batterie:

bd 1

bd 2

rim-shot

sd




HH Pied

HH fermée

HH entrouverte

HH ouverte




tom 1

tom 2

tom 3

tom 4




accent

note mutée

crash

cloche



ride

dôme de cymbale

chinoise

splash




fla

note muette

Claps

Roulé = 2 coups d'1 seule main



Titres disponibles:

Cliquez sur ce lien pour voir la liste des titres disponibles:

[titres disponibles](#)

Titres en préparation:

Cliquez sur ce lien pour voir la liste des titres en préparation:

[titres en préparation](#)

Conclusion:

Si vous souhaitez faire des commentaires sur ce dossier vous pouvez me contacter sur ma messagerie: emmanuel.somenzi@free.fr