

## Exercices pour travailler les gammes:

### Table des matières

Introduction:.....	3
Mouvements ascendants et descendants:.....	4
Sur 1 octave:.....	4
Sur 2 octaves:.....	4
Sur tout le manche:.....	5
Sur une corde:.....	6
Sur la corde de Mi:.....	6
Sur la corde de La:.....	6
Sur la corde de Ré:.....	7
Sur la corde de Sol:.....	7
En position:.....	8
Position 0:.....	8
Position 1:.....	8
Position 3:.....	8
Position 5:.....	8
Position 8:.....	9
Position 10:.....	9
Position 13:.....	10
Position 15:.....	10
Position 19:.....	10
Position 20:.....	11
Jouez des groupes de notes:.....	12
Groupes de 2 notes:.....	12
Groupes de 3 notes:.....	12
Groupes de 4 notes:.....	13
Groupes de 5 notes:.....	14
Groupes de 6 notes:.....	15
Groupes de 7 notes:.....	16
Alternez le premier degré de la gamme avec chaque degré de la gamme:.....	17
Alternez l'octave de la gamme avec chaque degré de la gamme:.....	17
Alternez chaque degré de la gamme avec un intervalle régulier:.....	18
En secondes:.....	18
En tierces:.....	18
En quarts:.....	19
En quintes:.....	19
En sixtes:.....	20
En septièmes:.....	20
En octaves:.....	21
Alternez des intervalles de seconde ascendante avec des intervalles de seconde descendante:.....	22
Alternez des intervalles de quarte ascendante avec des intervalles de quarte descendante:.....	23
Alternez des intervalles de quinte ascendante avec des intervalles de quinte descendante:.....	23
Alternez des intervalles de sixte ascendante avec des intervalles de sixte descendante:.....	24
Alternez des intervalles de septième ascendante avec des intervalles de septième descendante:.....	24
Alternez des intervalles d'octave ascendante avec des intervalles d'octave descendante:.....	25
Pour chaque degré, alternez les intervalles supérieurs et les intervalles inférieurs:.....	25

Pour chaque degré, alternez les intervalles inférieurs et les intervalles supérieurs:.....	26
Arpèges à 3 notes dans le sens ascendant:.....	27
Alternez un arpège à 3 notes ascendant et un arpège à 3 notes descendant:.....	27
Arpèges à 4 notes dans le sens ascendant:.....	28
Alternez un arpège à 4 notes ascendant et un arpège à 4 notes descendant:.....	29
Conclusion:.....	30

### **Introduction:**

Dans ce dossier vous allez étudier une série (non exhaustive) d'exercices pour travailler les gammes.

Tous les exercices sont écrits en se servant de la gamme Majeure de Do et ils sont écrits pour une basse 4 cordes.

**Les chiffres de couleur bleue correspondent aux doigts de la main qui est sur le manche: 1 = index / 2 = majeur / 3 = annulaire / 4 = auriculaire.**

Sous chaque exercice vous avez accès à lien URL pour ouvrir un playback audio (basse + batterie)

Vous pouvez reprendre le principe de chaque exercice pour travailler d'autres gammes Majeures et d'autres types de gammes (mineures, pentatoniques, etc..)

Vous n'êtes pas obligés de travailler tous les exercices pour toutes les gammes, que chacun prenne ce dont il a besoin et ce sera très bien comme ça.

Bon courage à tous!

## Mouvements ascendants et descendants:

### Sur 1 octave:

Exercise 'Sur 1 octave' in 4/4 time, bass clef. The exercise consists of two measures. The first measure contains an ascending scale from G2 to G3 (half note), with fingerings 2, 4, 1, 2, 4, 1, 3, 4. The second measure contains a descending scale from G3 to G2 (half note), with fingerings 4, 3, 1, 4, 2, 1, 4, 2. The notation includes a treble clef staff with a 4/4 time signature and a bass clef staff with a 4/4 time signature. The notes are G2, A2, B2, C3, D3, E3, F3, G3 in the first measure, and G3, F3, E3, D3, C3, B2, A2, G2 in the second measure.

Playback

### Sur 2 octaves:

Exercise 'Sur 2 octaves' in 4/4 time, bass clef. The exercise consists of two measures. The first measure contains an ascending scale from G2 to G4 (half note), with fingerings 1, 3, 1, 2, 4, 1, 1, 2. The second measure contains a descending scale from G4 to G2 (half note), with fingerings 4, 1, 2, 4, 1, 3, 4. The notation includes a treble clef staff with a 4/4 time signature and a bass clef staff with a 4/4 time signature. The notes are G2, A2, B2, C3, D3, E3, F3, G3 in the first measure, and G3, F3, E3, D3, C3, B2, A2, G2 in the second measure. The exercise is marked with an 8va (two octaves) sign above the first measure and below the second measure.

Playback



**Sur tout le manche:**

8<sup>va</sup>

The image shows a guitar exercise titled "Sur tout le manche:" (Over the whole fretboard). It consists of two systems of musical notation, each with a treble and bass staff. The key signature is one flat (B-flat) and the time signature is 4/4. The exercise is divided into three measures per system. The first system starts with a treble staff and a bass staff. The second system starts with a bass staff and a treble staff. The notation includes fingerings (1-4) and fret numbers (0-24). The exercise is marked with a repeat sign at the end of the second system.

1 3 1 3 4 4 1 2 4 1 3 4 1 3 4 2 4 1 2 4 1 2 4

1 2 3 4 5 6 7 8 9 10 11 12 13 14 15 16 17 18 19 20 21 22 23 24

8<sup>va</sup>

4 2 1 4 2 1 4 2 4 3 1 4 3 1 4 2 1 4 4 3 1 3 1

24 22 21 19 17 16 15 14 13 12 11 10 9 8 7 6 5 4 3 2 1 0

Playback

**Sur une corde:**

**Sur la corde de Mi:**

First exercise on the E string. The notation is in 4/4 time, bass clef. The first staff shows a sequence of eighth notes: E2, F2, G2, A2, B2, C3, D3. The second staff shows a sequence of eighth notes: E3, F3, G3, A3, B3, C4, D4. Fingering numbers are written below the notes: 1 3 1 3 4 1 3 for the first staff and 4 1 3 1 2 4 4 for the second staff. The fret numbers are written below the second staff: 0 1 3 5 7 8 10 12 for the first staff and 13 15 17 19 20 22 24 for the second staff.

Second exercise on the E string. The notation is in 4/4 time, bass clef. The first staff shows a sequence of eighth notes: D3, C3, B2, A2, G2, F2, E2. The second staff shows a sequence of eighth notes: D4, C4, B3, A3, G3, F3, E3. Fingering numbers are written below the notes: 4 4 2 1 3 1 4 3 for the first staff and 1 4 3 1 3 1 for the second staff. The fret numbers are written below the second staff: 24 22 20 19 17 15 13 12 for the first staff and 10 8 7 5 3 1 0 for the second staff.

Playback

**Sur la corde de La:**

Third exercise on the A string. The notation is in 4/4 time, bass clef. The first staff shows a sequence of eighth notes: A2, B2, C3, D3, E3, F3, G3. The second staff shows a sequence of eighth notes: A3, B3, C4, D4, E4, F4, G4. Fingering numbers are written below the notes: 1 2 4 1 2 4 1 for the first staff and 3 4 1 3 4 1 3 for the second staff. The fret numbers are written below the second staff: 0 2 3 5 7 8 10 12 for the first staff and 14 15 17 19 20 22 24 for the second staff. An 8va line is indicated above the second staff.

Fourth exercise on the A string. The notation is in 4/4 time, bass clef. The first staff shows a sequence of eighth notes: G3, F3, E3, D3, C3, B2, A2. The second staff shows a sequence of eighth notes: G4, F4, E4, D4, C4, B3, A3. Fingering numbers are written below the notes: 3 1 4 3 1 4 3 1 for the first staff and 4 2 1 4 2 1 for the second staff. The fret numbers are written below the second staff: 24 22 20 19 17 15 14 12 for the first staff and 10 8 7 5 3 2 0 for the second staff. An 8va line is indicated above the second staff.

Playback

### Sur la corde de Ré:

8va

1 2 4 1 3 4 1 3 4 1 3 1 2 4

1 2 3 4 5 7 9 10 12 14 15 17 19 21 22 24

4 2 1 3 1 4 3 1 4 3 1 4 2 1

24 22 21 19 17 15 14 12 10 9 7 5 3 2 0

Detailed description: This block contains the first exercise on the D string. It consists of two systems of musical notation. The first system has two measures. The first measure contains a sequence of eighth notes: D2 (open), D3 (open), D4 (open), E4 (open), F4 (open), G4 (open), A4 (open), B4 (open). The second measure contains: B4 (open), A4 (open), G4 (open), F4 (open), E4 (open), D4 (open), C4 (open), B3 (open). Below the staff, a sequence of fingerings is provided: 1 2 4 1 3 4 1 3 4 1 3 1 2 4. A second staff shows fret numbers: 1 2 3 4 5 7 9 10 12 14 15 17 19 21 22 24. The second system also has two measures. The first measure contains: B3 (open), A3 (open), G3 (open), F3 (open), E3 (open), D3 (open), C3 (open), B2 (open). The second measure contains: A2 (open), G2 (open), F2 (open), E2 (open), D2 (open), C2 (open), B1 (open), A1 (open). Below the staff, a sequence of fingerings is provided: 4 2 1 3 1 4 3 1 4 3 1 4 2 1. A second staff shows fret numbers: 24 22 21 19 17 15 14 12 10 9 7 5 3 2 0. A double bar line with repeat dots is at the end of the second system.

Playback

### Sur la corde de Sol:

8va

1 3 4 1 3 4 1 3 1 2 4 1 2 4

1 2 3 4 5 7 9 10 12 14 16 17 19 21 22 24

4 2 1 4 2 1 3 1 4 3 1 4 3 1

24 22 21 19 17 16 14 12 10 9 7 5 4 2 0


Detailed description: This block contains the second exercise on the G string. It consists of two systems of musical notation. The first system has two measures. The first measure contains a sequence of eighth notes: G2 (open), A2 (open), B2 (open), C3 (open), D3 (open), E3 (open), F3 (open), G3 (open). The second measure contains: A3 (open), B3 (open), C4 (open), D4 (open), E4 (open), F4 (open), G4 (open), A4 (open). Below the staff, a sequence of fingerings is provided: 1 3 4 1 3 4 1 3 1 2 4 1 2 4. A second staff shows fret numbers: 1 2 3 4 5 7 9 10 12 14 16 17 19 21 22 24. The second system also has two measures. The first measure contains: B4 (open), A4 (open), G4 (open), F4 (open), E4 (open), D4 (open), C4 (open), B3 (open). The second measure contains: A3 (open), G3 (open), F3 (open), E3 (open), D3 (open), C3 (open), B2 (open), A2 (open). Below the staff, a sequence of fingerings is provided: 4 2 1 4 2 1 3 1 4 3 1 4 3 1. A second staff shows fret numbers: 24 22 21 19 17 16 14 12 10 9 7 5 4 2 0. A double bar line with repeat dots is at the end of the second system.

Playback

### En position:


Jouer en position cela signifie que vous jouez la gamme en la commençant par chaque degré, vous attaquez la gamme sur la corde de Mi et vous allez le plus loin possible sur la corde de Sol sans faire de démanchés. La position de la première note que vous jouez correspond au numéro de la position qui est annoncé dans le titre (exemple si vous commencez par la corde à vide vous êtes en position 0, si vous commencez par la case 5 vous êtes en position 5, etc..)

#### Position 0:




Playback

#### Position 1:




Playback

#### Position 3:



Playback

#### Position 5:



Playback

The bass line is written on a single staff in 4/4 time. It consists of 12 measures, divided into three groups of four measures each. The notes are: 2, 4, 1, 2, 4, 1, 3, 4, 1, 3, 4, 3, 1, 4, 3, 1, 4, 2, 1, 4, 2. The notes are written as eighth notes, with a final half note in the last measure of each group. The notes are written in blue.

1 3 4 1 4 1 2 4 | 1 2 4 2 1 4 2 1 | 4 1 4 3 1

10 12 13 10 12 9 | 10 12 9 12 10 9 | 12 10 13 12 10

8va

1 2 4 1 3 4 1 3 4 1 3 1 4 3 1 4 3 1 4 2 1

1 2 3 4 12 13 15 12 14 15 12 14 15 12 14 12 15 14 12 15 14 12 15 14 12 15 13 12

 $\delta va^-$

### Position 13:

8va

2 4 1 3 4 1 3 4 1 1 3 1 1 4 3 1 4 3 1 4 2

13 15 12 14 15 12 14 15 12 14 16 14 12 15 14 12 15 14 12 15 13

Playback

### Position 15:

8va

2 4 1 2 4 1 2 4 1 3 4 3 1 4 2 1 4 2 1 4 2

15 17 14 15 17 14 15 17 14 16 17 16 14 17 15 14 17 15 14 17 15

Playback

### Position 17:

8va

1 3 4 1 3 4 1 4 1 2 4 2 1 4 1 4 3 1 4 3 1

17 19 20 17 19 20 17 19 16 17 19 17 16 19 17 20 19 17 20 19 17

Playback

### Position 19:

8va

1 2 4 1 2 4 1 3 4 1 3 1 4 3 1 4 2 1 4 2 1

19 20 22 19 20 22 19 21 22 19 21 19 22 21 19 22 20 19 22 20 19

Playback

### **Position 20:**

8va

2 4 1 2 4 1 3 4 1 3 4 3 1 4 3 1 4 2 1 4 2

1 4 20 22 19 20 22 19 21 22 19 21 22 21 19 22 21 19 22 20 19 22 20

Playback

### Jouez des groupes de notes:

Pour jouer des groupes de notes, vous montez la gamme en jouant un certain nombre de notes en partant de chaque degré (exemple pour des groupes de 3 notes: Do Ré Mi / Ré Mi Fa / Fa Sol La / etc.. ) et vous redescendez la gamme sur le même principe (exemple pour des groupes de 3 notes: Do Si La / Si La Sol / La Sol Fa / etc.. ).

### Groupes de 2 notes:

Two musical staves in bass clef, 12/4 time signature. The first staff shows an ascending scale with fingerings: 2 4 4 1 1 2 2 4. The second staff shows a descending scale with fingerings: 4 3 3 1 1 4 4 2. Both staves end with repeat signs.

Playback

### Groupes de 3 notes:

Two musical staves in bass clef, 12/4 time signature. The first staff shows an ascending scale with fingerings: 2 4 1 4 1 2 1 2. The second staff shows a descending scale with fingerings: 4 2 4 1 4 1 3 1. Both staves end with repeat signs.

Playback



**Groupe de 4 notes:**

2 4 1 2 4 1 2 4    1 2 4 1 2 4 1 3    4 1 3 4 1 3 4 1    3 4 1 3 4

1 2 3 4 5 6 7 8 9 10

4 3 1 4 3 1 4 2    1 4 2 1 4 2 1 4    2 1 4 2 1 4 2 1    4 4 3 1 4

1 2 3 4 5 6 7 8 9 10

[Playback](#)

### Groupes de 5 notes:

First system of musical notation. The staff is in bass clef with a 12/4 time signature. It contains three measures of music. Above the staff, blue numbers indicate fingerings: 2 4 1 2 4 4 1 2, 4 1 1 2 4 1 3 2, and 4 1 3 4 4 1 3 4. Below the staff, the notes are written as eighth notes, with some beamed together in pairs.

Second system of musical notation. The staff is in bass clef with a 12/4 time signature. It contains two measures of music. Above the staff, blue numbers indicate fingerings: 1 1 3 4 1 3 3 4 and 1 3 4 4. Below the staff, the notes are written as eighth notes, with some beamed together in pairs.

Third system of musical notation. The staff is in bass clef with a 12/4 time signature. It contains two measures of music. Above the staff, blue numbers indicate fingerings: 4 3 1 4 2 3 1 4 and 2 1 1 4 2 1 4 4. Below the staff, the notes are written as eighth notes, with some beamed together in pairs.

Fourth system of musical notation. The staff is in bass clef with a 12/4 time signature. It contains three measures of music. Above the staff, blue numbers indicate fingerings: 2 1 4 2 2 1 4 2, 1 1 4 2 1 4 4 2, and 1 4 2 2. Below the staff, the notes are written as eighth notes, with some beamed together in pairs. The system ends with a double bar line and repeat dots.

Playback

### Groupes de 6 notes:

First system of musical notation. The staff is in bass clef with a 12/4 time signature. It contains three measures of music. The first measure has a sequence of six eighth notes: G2, A2, B2, C3, D3, E3. The second measure has a sequence of six eighth notes: F3, G3, A3, B3, C4, D4. The third measure has a sequence of six eighth notes: E4, F4, G4, A4, B4, C5. Below the staff, the fingerings are indicated by blue numbers: 2 4 1 2 4 1 4 1 for the first measure, 2 4 1 3 1 2 4 1 for the second, and 3 4 2 4 1 3 4 1 for the third.

Second system of musical notation. The staff is in bass clef with a 12/4 time signature. It contains three measures of music. The first measure has a sequence of six eighth notes: D4, E4, F4, G4, A4, B4. The second measure has a sequence of six eighth notes: C5, D5, E5, F5, G5, A5. The third measure has a sequence of six eighth notes: B5, C6, D6, E6, F6, G6. Below the staff, the fingerings are indicated by blue numbers: 4 1 3 4 1 3 1 3 for the first measure, 4 1 3 4 3 4 1 3 for the second, and 1 3 1 for the third.

Third system of musical notation. The staff is in bass clef with a 12/4 time signature. It contains three measures of music. The first measure has a sequence of six eighth notes: A5, B5, C6, D6, E6, F6. The second measure has a sequence of six eighth notes: G6, A6, B6, C7, D7, E7. The third measure has a sequence of six eighth notes: F7, G7, A7, B7, C8, D8. Below the staff, the fingerings are indicated by blue numbers: 4 3 1 4 2 1 3 1 for the first measure, 4 2 1 4 1 4 2 1 for the second, and 4 2 4 2 1 4 2 1 for the third.

Fourth system of musical notation. The staff is in bass clef with a 12/4 time signature. It contains three measures of music. The first measure has a sequence of six eighth notes: E7, F7, G7, A7, B7, C8. The second measure has a sequence of six eighth notes: D8, E8, F8, G8, A8, B8. The third measure has a sequence of six eighth notes: C9, D9, E9, F9, G9, A9. Below the staff, the fingerings are indicated by blue numbers: 2 1 4 2 1 4 1 4 for the first measure, 2 1 4 2 4 2 1 4 for the second, and 3 1 3 for the third.

Playback

**Groupe de 7 notes:**

First system of musical notation. The staff is in bass clef with a 1/4 time signature. The notes are: 2, 4, 1, 2, 4, 1, 3, 4. The fingering is: 8, 10, 7, 8, 10, 7, 9, 10. The notes are: 1, 2, 4, 1, 3, 4, 1, 2. The fingering is: 7, 8, 10, 7, 9, 10, 7, 8. The notes are: 4, 1, 3, 4, 1, 2, 4, 1. The fingering is: 10, 7, 9, 10, 7, 8, 10, 7.

Second system of musical notation. The staff is in bass clef with a 1/4 time signature. The notes are: 3, 4, 1, 3, 4, 1, 3, 4. The fingering is: 9, 10, 7, 9, 10, 7, 9, 10. The notes are: 1, 3, 4, 1, 3, 4, 1, 3. The fingering is: 7, 9, 10, 7, 9, 10, 12, 14. The notes are: 4, 1, 3, 4, 1, 3, 2, 4. The fingering is: 15, 12, 14, 15, 12, 14, 15, 17. The notes are: 1, 3. The fingering is: 14, 15, 15.

Third system of musical notation. The staff is in bass clef with a 1/4 time signature. The notes are: 4, 3, 1, 4, 3, 1, 4, 3. The fingering is: 5, 4, 2, 5, 3, 2, 5, 4. The notes are: 1, 4, 2, 1, 4, 2, 1, 4. The fingering is: 2, 5, 3, 2, 5, 3, 2, 5. The notes are: 2, 1, 4, 2, 1, 4, 2, 1. The fingering is: 3, 2, 5, 3, 2, 5, 3, 2.

Fourth system of musical notation. The staff is in bass clef with a 1/4 time signature. The notes are: 4, 2, 1, 4, 2, 1, 4, 2. The fingering is: 5, 3, 2, 5, 3, 2, 5, 3. The notes are: 1, 4, 2, 1, 4, 2, 1, 4. The fingering is: 2, 5, 3, 2, 5, 3, 2, 5. The notes are: 3, 1, 3, 2, 3, 1. The fingering is: 3, 1, 3, 2, 3, 1. The notes are: 3. The fingering is: 3, 3.

Playback

**Alternez le premier degré de la gamme avec chaque degré de la gamme:**

2 2 2 4 2 1 2 2      2 4 2 1 2 3 2 4

1 2 3 4 5 3 2 3 3      3 5 3 2 3 4 3 5

2 4 2 3 2 1 2 4      2 2 2 1 2 4 2 2

1 2 3 5 3 4 3 2 3 5      3 3 3 2 3 5 3 3

Playback

**Alternez l'octave de la gamme avec chaque degré de la gamme:**

4 4 4 3 4 1 4 4      4 2 4 1 4 4 4 2

1 2 3 4 5 3 2 3 5      5 3 5 2 5 5 5 3

4 2 4 4 4 1 4 2      4 4 4 1 4 3 4 4

1 2 3 5 5 2 5 3 5      5 5 5 2 5 4 5 5

Playback

**Alternez chaque degré de la gamme avec un intervalle régulier:**

**En secondes:**

2 4 4 1 1 2 2 4 4 1 1 3 3 4 4

1 2 3 5 5 2 2 3 3 5 5 2 2 4 4 5 5

4 3 3 1 1 4 4 2 2 1 1 4 4 2 2

1 2 3 5 4 4 2 2 5 5 3 3 2 2 2 5 5 3 3

Playback

**En tierces:**

2 1 4 2 1 4 2 1 4 3 1 4 1 4 4

1 2 3 2 5 3 2 2 5 3 2 5 4 2 5 4 7 5

4 1 3 4 1 2 4 1 2 4 1 2 4 1 2

1 2 3 5 2 4 5 2 3 5 2 3 5 2 3 5 2 3

Playback

**En quartes:**

First system of musical notation for the 'En quartes' exercise. It consists of two staves. The top staff is a bass clef with a key signature of one flat (Bb) and a 4/4 time signature. The bottom staff is a guitar-style staff with a key signature of one flat (Bb) and a 4/4 time signature. The first measure of the top staff contains the notes G2, A2, Bb2, and C3. The second measure contains D3, E3, F3, and G3. The third measure contains A3, Bb3, C4, and D4. The fourth measure contains E4, F4, G4, and A4. The fifth measure contains Bb4, C5, D5, and E5. The sixth measure contains F5, G5, A5, and Bb5. The seventh measure contains C6, D6, E6, and F6. The eighth measure contains G6, A6, Bb6, and C7. The first measure of the bottom staff contains the notes G2, A2, Bb2, and C3. The second measure contains D3, E3, F3, and G3. The third measure contains A3, Bb3, C4, and D4. The fourth measure contains E4, F4, G4, and A4. The fifth measure contains Bb4, C5, D5, and E5. The sixth measure contains F5, G5, A5, and Bb5. The seventh measure contains C6, D6, E6, and F6. The eighth measure contains G6, A6, Bb6, and C7.

2 2 4 4 1 1 2 3 4 4 1 1 3 3 10 10 7 7 9 10 10 10 7 9 10

Playback

**En quintes:**

First system of musical notation for the 'En quintes' exercise. It consists of two staves. The top staff is a bass clef with a key signature of one flat (Bb) and a 4/4 time signature. The bottom staff is a guitar-style staff with a key signature of one flat (Bb) and a 4/4 time signature. The first measure of the top staff contains the notes G2, A2, Bb2, and C3. The second measure contains D3, E3, F3, and G3. The third measure contains A3, Bb3, C4, and D4. The fourth measure contains E4, F4, G4, and A4. The fifth measure contains Bb4, C5, D5, and E5. The sixth measure contains F5, G5, A5, and Bb5. The seventh measure contains C6, D6, E6, and F6. The eighth measure contains G6, A6, Bb6, and C7. The first measure of the bottom staff contains the notes G2, A2, Bb2, and C3. The second measure contains D3, E3, F3, and G3. The third measure contains A3, Bb3, C4, and D4. The fourth measure contains E4, F4, G4, and A4. The fifth measure contains Bb4, C5, D5, and E5. The sixth measure contains F5, G5, A5, and Bb5. The seventh measure contains C6, D6, E6, and F6. The eighth measure contains G6, A6, Bb6, and C7.

2 4 4 1 1 3 2 4 4 1 1 3 3 4 4 10 7 7 9 9 10 10 10 7 7 9 9 10 10

Playback

**En sixtes:**

2 1 4 3 1 4 2 1 4 3 1 4 1 4 2

8 7 10 9 7 10 8 7 10 9 7 10 9 12 10

4 1 3 4 1 2 4 1 2 4 1 2 4 1 3

5 2 4 5 2 3 5 2 3 5 2 3 5 1 3

Playback

**En septièmes:**

2 3 4 4 1 1 2 3 4 4 1 1 3 3 4

8 9 10 7 7 8 9 10 10 12 12 14 14 15

4 4 3 2 1 1 4 4 3 3 2 1 3

5 5 4 2 2 5 5 3 3 2 1 0 0 3

Playback



**En octaves:**

8va

1 4 1 4 1 4 1 4 1 4 1 4 1

1 2 3 4 5 6 7 8 9 10 11 12 13 14 15 16 17 18

8va

4 1 4 1 4 1 4 1 4 1 4 1 4

1 2 3 4 5 6 7 8 9 10 11 12 13 14 15 16 17 18

Playback

**Alternez des intervalles de seconde ascendante avec des intervalles de seconde descendante:**

First system of musical notation in bass clef, 2/4 time. The exercise consists of two measures. The first measure contains two groups of four eighth notes: an ascending sequence (2, 4, 1, 4) and a descending sequence (1, 2, 4, 2). The second measure contains two groups of four eighth notes: a descending sequence (4, 1, 3, 1) and an ascending sequence (3, 4, 4, 4). Fingering numbers are written below the notes.

Second system of musical notation in bass clef, 2/4 time. The first measure contains two groups of four eighth notes: a descending sequence (4, 3, 1, 3) and an ascending sequence (1, 4, 2, 4). The second measure contains two groups of four eighth notes: an ascending sequence (2, 1, 4, 1) and a descending sequence (4, 2, 2, 2). Fingering numbers are written below the notes.

Playback

**Alternez des intervalles de tierce ascendante avec des intervalles de tierce descendante:**

First system of musical notation in bass clef, 2/4 time. The exercise consists of two measures. The first measure contains two groups of four eighth notes: an ascending sequence (2, 1, 2, 4) and a descending sequence (1, 4, 1, 2). The second measure contains two groups of four eighth notes: a descending sequence (4, 3, 4, 1) and an ascending sequence (1, 4, 2, 5). Fingering numbers are written below the notes.

Second system of musical notation in bass clef, 2/4 time. The first measure contains two groups of four eighth notes: an ascending sequence (4, 1, 4, 3) and a descending sequence (1, 2, 1, 4). The second measure contains two groups of four eighth notes: a descending sequence (2, 4, 2, 1) and an ascending sequence (4, 1, 2, 3). Fingering numbers are written below the notes.

Playback

**Alternez des intervalles de quarte ascendante avec des intervalles de quarte descendante:**

2 2 4 4 1 1 3 2 4 4 1 1 3 3 4

4 4 2 3 1 1 4 4 2 2 1 1 4 4 2

Playback

**Alternez des intervalles de quinte ascendante avec des intervalles de quinte descendante:**

2 4 1 4 1 3 4 2 4 1 3 1 3 4 4

4 2 1 3 1 4 2 4 2 1 4 1 4 2 2

Playback

**Alternez des intervalles de sixte ascendante avec des intervalles de sixte descendante:**

First system: Ascending sixteenth intervals (2, 1, 3, 4) and descending sixteenth intervals (1, 4, 1, 2).  
 Second system: Ascending sixteenth intervals (4, 1, 4, 3) and descending sixteenth intervals (1, 2, 1, 4).  
 Third system: Ascending sixteenth intervals (2, 4, 2, 1) and descending sixteenth intervals (4, 1, 3).

Playback

**Alternez des intervalles de septième ascendante avec des intervalles de septième descendante:**

First system: Ascending seventeenth intervals (2, 3, 4, 4) and descending seventeenth intervals (1, 1, 3, 2).  
 Second system: Ascending seventeenth intervals (4, 4, 2, 3) and descending seventeenth intervals (1, 1, 4, 4).  
 Third system: Ascending seventeenth intervals (3, 3, 1, 2) and descending seventeenth intervals (3).

Playback

**Alternez des intervalles d'octave ascendante avec des intervalles d'octave descendante:**

The image displays two systems of musical notation for guitar, written in bass clef with a 12/4 time signature. Each system consists of a melodic line on a single staff and a corresponding fretboard diagram below it. The exercises are designed to practice alternating ascending and descending octave intervals.

**System 1:**

- Melodic Line:** The first measure contains four eighth notes with fingerings 1, 4, 4, 1. The second measure contains four eighth notes with fingerings 1, 4, 4, 1. The third measure contains four eighth notes with fingerings 1, 4, 4, 1. A dotted line labeled "8va" indicates an octave jump.
- Fretboard Diagram:** The first measure shows frets 3, 5, 7, and 5. The second measure shows frets 7, 9, 10, and 8. The third measure shows frets 10, 12, 14, and 12. The fourth measure shows frets 14, 16, and 15.

**System 2:**

- Melodic Line:** The first measure contains four eighth notes with fingerings 4, 1, 1, 4. The second measure contains four eighth notes with fingerings 4, 1, 1, 4. The third measure contains four eighth notes with fingerings 4, 1, 1, 4. The fourth measure contains four eighth notes with fingerings 4, 1, 4. A dotted line labeled "8va" indicates an octave jump.
- Fretboard Diagram:** The first measure shows frets 17, 15, 14, and 16. The second measure shows frets 14, 12, 10, and 12. The third measure shows frets 10, 8, 7, and 9. The fourth measure shows frets 7, 5, and 5.

Playback



**Pour chaque degré, alternez les intervalles supérieurs et les intervalles inférieurs:**

Row 1:

- Measure 1: Notes: G2, A2, B2, C3. Fingerings: 2 4 1 2 4 1 2 4
- Measure 2: Notes: D3, E3, F3, G3. Fingerings: 1 2 4 1 2 4 1 2
- Measure 3: Notes: A3, B3, C4, D4. Fingerings: 4 1 2 4 1 3 4 1
- Measure 4: Notes: E4, F4, G4, A4. Fingerings: 3 4 1 3 2

Row 2:

- Measure 1: Notes: B3, C4, D4, E4. Fingerings: 2 4 1 2 1 2 1 3
- Measure 2: Notes: F4, G4, A4, B4. Fingerings: 1 3 4 1 4 1 2 4
- Measure 3: Notes: C5, D5, E5, F5. Fingerings: 2 4 1 2 1 2 4 1
- Measure 4: Notes: G5, A5, B5, C6. Fingerings: 4 1 2 4 2

Playback

**Pour chaque degré, alternez les intervalles inférieurs et les intervalles supérieurs:**

Row 1:

- Measure 1: Notes: G2, F2, E2, D2. Fingerings: 2 1 4 2 4 2 1 4
- Measure 2: Notes: C3, B2, A2, G2. Fingerings: 1 4 2 1 2 1 4 2
- Measure 3: Notes: F3, E3, D3, C3. Fingerings: 4 2 1 4 1 4 3 1
- Measure 4: Notes: B2, A2, G2, F2. Fingerings: 3 1 4 1 2

Row 2:

- Measure 1: Notes: E2, D2, C2, B1. Fingerings: 2 1 4 2 1 1 4 3
- Measure 2: Notes: A1, G1, F1, E1. Fingerings: 1 4 3 1 4 2 1 4
- Measure 3: Notes: D2, C2, B1, A1. Fingerings: 2 1 4 2 1 4 2 1
- Measure 4: Notes: G1, F1, E1, D2. Fingerings: 4 2 1 4 2

Playback

**Jouez les arpèges correspondants à chaque accord d'une gamme harmonisée:**

**Arpèges à 3 notes dans le sens ascendant:**

C Dmin Emin F G Amin Bmin<sup>b5</sup> C

4 3 1 3 1 4 1 4 3 4 3 1 2 1 4 1 4 3 4 2 1 2 1 4

Playback

**Alternez un arpège à 3 notes ascendant et un arpège à 3 notes descendant:**

C Dmin Emin F G Amin Bmin<sup>b5</sup> C

2 1 4 1 2 4 1 4 3 4 1 2 4 3 1 3 4 1 3 1 4 4 1 2 4 2 1 4 1 2

Playback



**Arpèges à 4 notes dans le sens ascendant:**

The musical score displays 16 ascending 4-note arpeggios for bass guitar, organized into four systems of four measures each. The chords and their corresponding arpeggio sequences are as follows:

- System 1:**
  - Cmaj7:** Notes: C4, E4, G4, B4; Frets: 2, 1, 4, 3
  - Dmin7:** Notes: D4, F4, A4, C5; Frets: 4, 2, 1, 4
  - Emin7:** Notes: E4, G4, B4, D5; Frets: 1, 4, 3, 1
  - Fmaj7:** Notes: F4, A4, C5, E5; Frets: 2, 1, 4, 3
- System 2:**
  - G7:** Notes: G4, B4, D5, F5; Frets: 4, 3, 1, 4
  - Amin7:** Notes: A4, C5, E5, G5; Frets: 1, 4, 3, 1
  - Bmin7b5:** Notes: B4, D5, F5, A5; Frets: 3, 1, 4, 3
  - Cmaj7:** Notes: C5, E5, G5, B5; Frets: 2, 1, 4, 3
- System 3:**
  - Cmaj7:** Notes: C5, E5, G5, B5; Frets: 2, 1, 4, 3
  - Bmin7b5:** Notes: B4, D5, F5, A5; Frets: 3, 1, 4, 3
  - Amin7:** Notes: A4, C5, E5, G5; Frets: 1, 4, 3, 1
  - G7:** Notes: G4, B4, D5, F5; Frets: 4, 3, 1, 4
- System 4:**
  - Fmaj7:** Notes: F4, A4, C5, E5; Frets: 2, 1, 4, 3
  - Emin7:** Notes: E4, G4, B4, D5; Frets: 1, 4, 3, 1
  - Dmin7:** Notes: D4, F4, A4, C5; Frets: 4, 2, 1, 4
  - Cmaj7:** Notes: C4, E4, G4, B4; Frets: 2, 1, 4, 3

Playback

**Alternez un arpège à 4 notes ascendant et un arpège à 4 notes descendant:**

The exercise consists of 16 measures, grouped into four sets of four. Each measure is a 4-measure phrase in 4/4 time, alternating between ascending and descending 4-note arpeggios. The chords and their corresponding fingerings are as follows:

- Measure 1 (Cmaj7):** Ascending arpeggio (2, 1, 4, 3) on the staff; descending arpeggio (10, 7, 8, 10) on the fretboard.
- Measure 2 (Dmin7):** Ascending arpeggio (4, 1, 2, 4) on the staff; descending arpeggio (10, 7, 8, 10) on the fretboard.
- Measure 3 (Emin7):** Ascending arpeggio (1, 4, 3, 1) on the staff; descending arpeggio (7, 10, 9, 7) on the fretboard.
- Measure 4 (Fmaj7):** Ascending arpeggio (3, 4, 1, 2) on the staff; descending arpeggio (9, 10, 7, 8) on the fretboard.
- Measure 5 (G7):** Ascending arpeggio (4, 3, 1, 4) on the staff; descending arpeggio (10, 9, 7, 10) on the fretboard.
- Measure 6 (Amin7):** Ascending arpeggio (1, 3, 4, 1) on the staff; descending arpeggio (12, 14, 15, 12) on the fretboard.
- Measure 7 (Bmin7b5):** Ascending arpeggio (3, 1, 4, 3) on the staff; descending arpeggio (14, 12, 15, 14) on the fretboard.
- Measure 8 (Cmaj7):** Ascending arpeggio (3, 4, 1, 2) on the staff; descending arpeggio (16, 17, 14, 15) on the fretboard.
- Measure 9 (Cmaj7):** Ascending arpeggio (2, 1, 4, 3) on the staff; descending arpeggio (15, 14, 17, 16) on the fretboard.
- Measure 10 (Bmin7b5):** Ascending arpeggio (1, 3, 4, 1) on the staff; descending arpeggio (14, 16, 17, 14) on the fretboard.
- Measure 11 (Amin7):** Ascending arpeggio (1, 4, 3, 1) on the staff; descending arpeggio (12, 15, 14, 12) on the fretboard.
- Measure 12 (G7):** Ascending arpeggio (2, 4, 1, 2) on the staff; descending arpeggio (10, 12, 9, 10) on the fretboard.
- Measure 13 (Fmaj7):** Ascending arpeggio (2, 1, 4, 3) on the staff; descending arpeggio (8, 7, 10, 9) on the fretboard.
- Measure 14 (Emin7):** Ascending arpeggio (1, 3, 4, 1) on the staff; descending arpeggio (7, 9, 10, 7) on the fretboard.
- Measure 15 (Dmin7):** Ascending arpeggio (4, 2, 1, 4) on the staff; descending arpeggio (10, 8, 7, 10) on the fretboard.
- Measure 16 (Cmaj7):** Ascending arpeggio (3, 4, 1, 2) on the staff; descending arpeggio (9, 10, 7, 8) on the fretboard.

Playback

### **Conclusion:**

Comme vous le voyez les possibilités sont nombreuses, il y a vraiment de quoi s'occuper.

Si vous souhaitez vous perfectionner dans l'étude des gammes, voici quelques méthodes vendues sur internet que je vous conseille:

[Les gammes pentatoniques à la basse méthode + CD](#)

Théorie et solfège document pdf

La gamme majeure document pdf

[La gamme de blues document pdf](#)

La gamme pentatonique mineure document pdf

La gamme pentatonique majeure document pdf

Improvisation à la basse avec les gammes pentatoniques document pdf

N'hésitez pas à me donner votre avis sur la question et à me dire ce que vous pensez de ce dossier.

Pour cela vous pouvez joindre l'auteur de ce dossier en cliquant sur le lien suivant:

<http://www.manucoursdebasse.com/contacts.html>